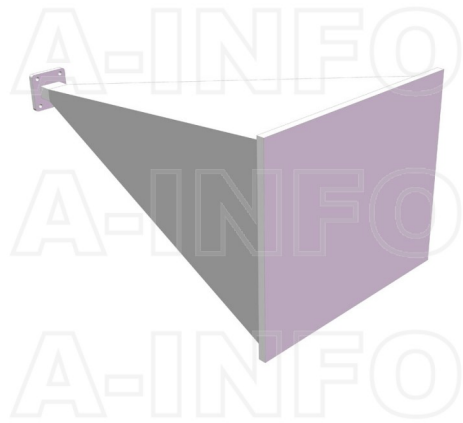


### LB-75-25-ASPO Standard Gain Horn Antenna 10-15GHz 25dB Gain Rectangular Waveguide Interface



Standard Gain Horn Antenna Operating From 10GHz to 15GHz With a Nominal 25dB Gain With Rectangular Waveguide Interface

### Product Information

SKU	LB-75-25-ASPO
-----	---------------

### Description

Standard Gain Horn Antenna LB-75-25-ASPO, operating from 10 to 15GHz with a nominal 25dB gain and low VSWR 1.1:1 with FBP120 output. The model LB-75-25-ASPO has uniform gain through its frequency span, providing efficient performance characteristics and directionality. Constructed of lightweight corrosion-resistant aluminum, the horn comes with a specially designed weatherproof radome which provides excellent protection against the rain and dust but has very little loss across the full operating frequency band. This standard gain horn antenna is linearly polarized and ideally suited for EMI testing, direction finding, surveillance, antenna gain and pattern measurements and other applications.

### Technical Specification

Electrical Specification	
Frequency, Min (GHz)	10
Frequency, Max (GHz)	15
Waveguide Type	Rectangular
Waveguide Size EIA WR	WR75
Gain, Typ (dBi)	25
Polarization	Linear
3dB Beamwidth, E-Plane, Typ (Deg.)	9
3dB Beamwidth, H-Plane, Typ (Deg.)	10
Cross Pol. Isolation, Typ (dB)	35
VSWR, Typ	1.1:1

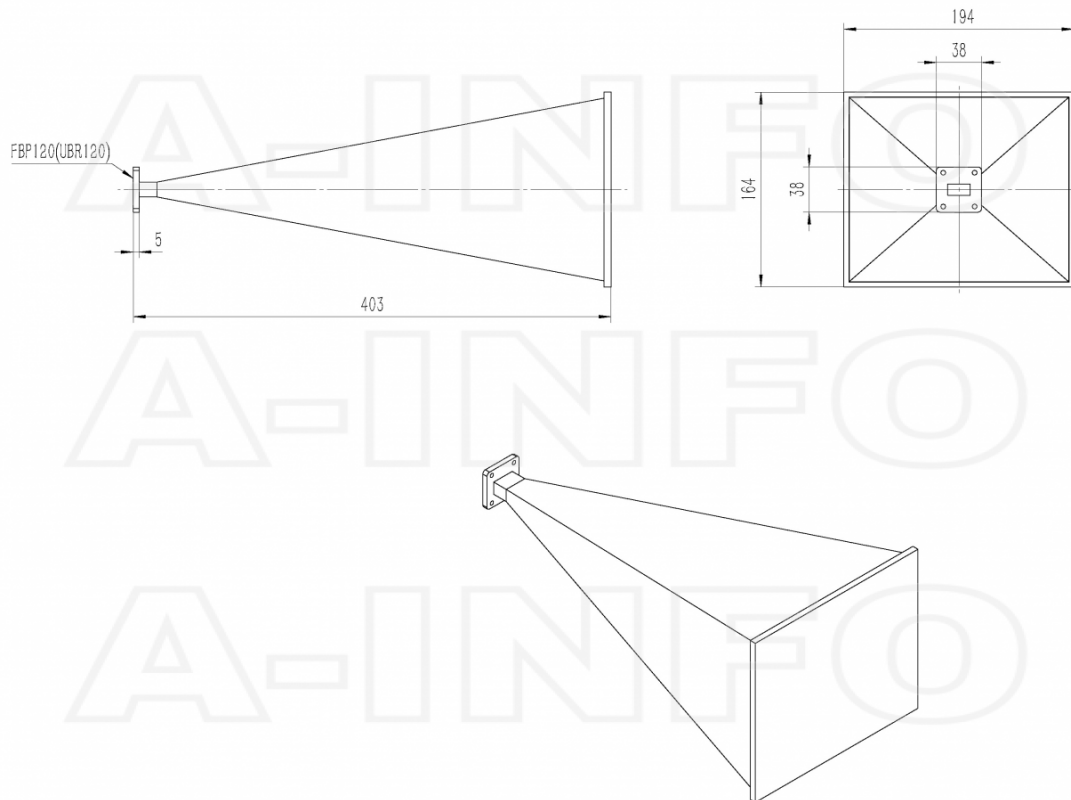
Interface	
Output Type	Waveguide
Flange Style	Square
Flange Type	Cover
Flange Designation	FBP120(UBR120)
Connector Gender	N/A
Mechanical Specification	
Figure	A Type
Body Material	Al
Finish	Chemical Conversion Coating, Gray Paint
Size, W (mm)	194
Size, H (mm)	164
Size, L (mm)	403
Weight, (kg)	0.63

## Additional Information

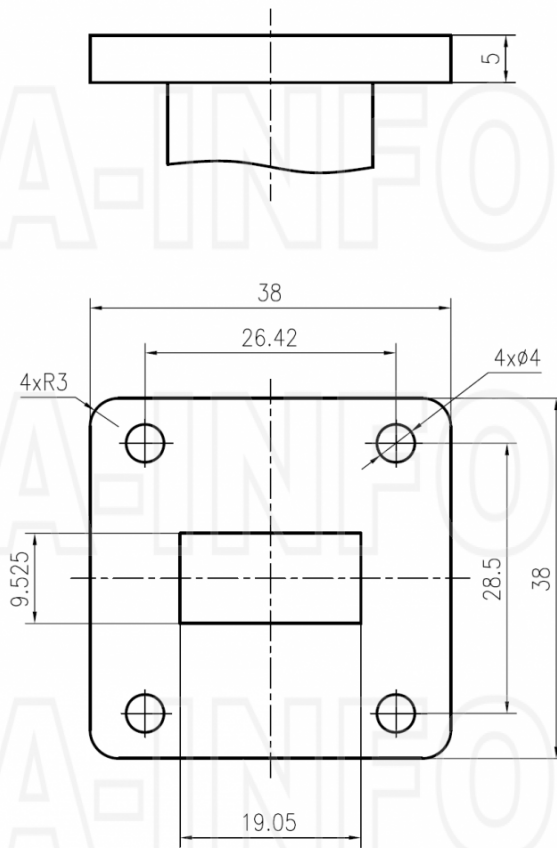
Application	Outdoor, Waterproof and Dustproof, Fixed	Solution for	Gain Reference Antenna Measurement Reflector Feed Far-field Measurement System Intergration Material Measurement
-------------	--	--------------	---

## Outline Drawing

FBP120 Output with Radome (Option, P/N: LB-75-25-ASPO, Outdoor Application)



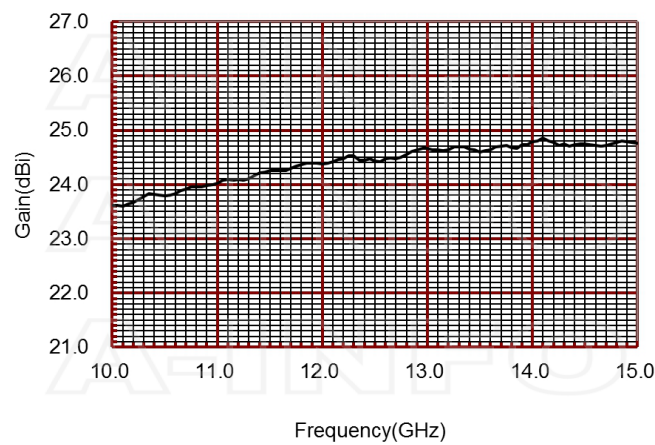
## Flange Drawing



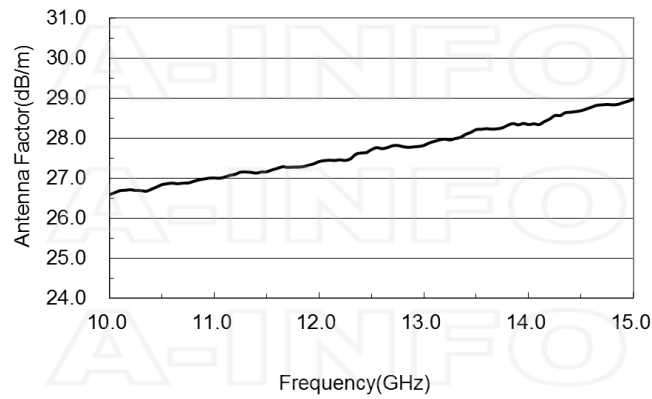
FBP120

## Typical Test Results

### Gain



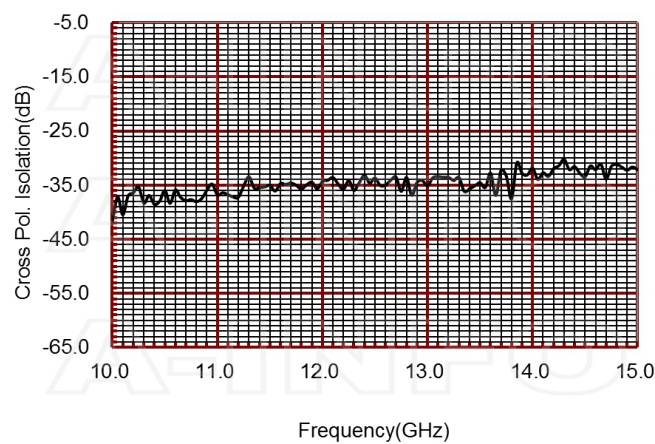
## Antenna Factor



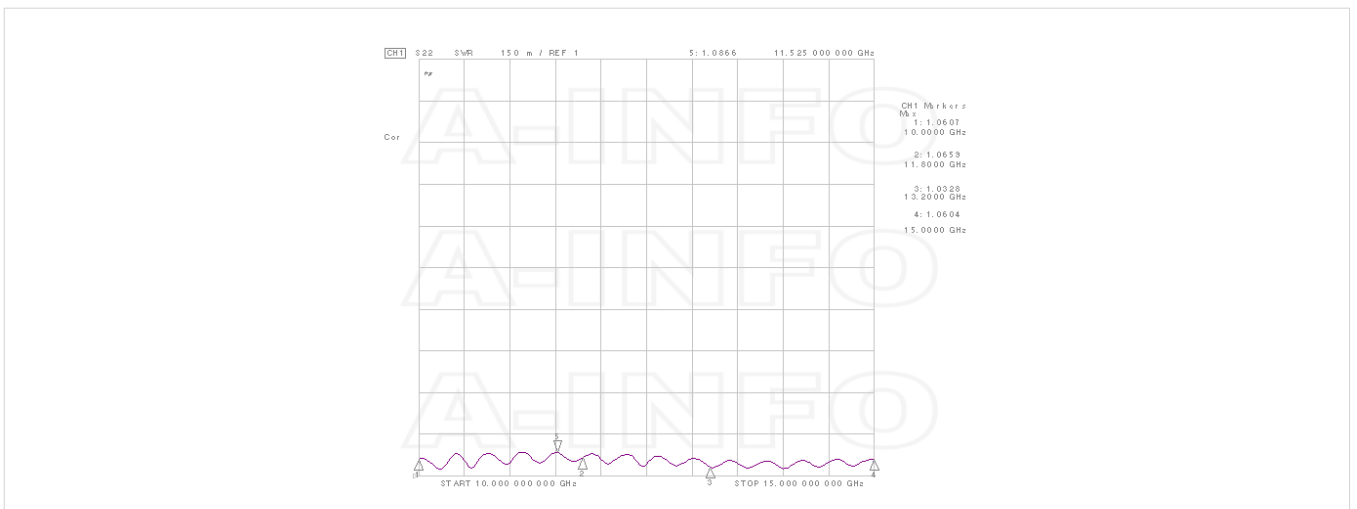
## Antenna Factor (Table)

Frequency(GHz)	Gain(dBi)	Antenna Factor(dB/m)
10.00	23.62	26.59
10.50	23.79	26.84
11.00	24.03	27.01
11.50	24.26	27.16
12.00	24.38	27.42
12.50	24.43	27.71
13.00	24.67	27.82
13.50	24.60	28.22
14.00	24.79	28.34
14.50	24.75	28.69
15.00	24.76	28.97

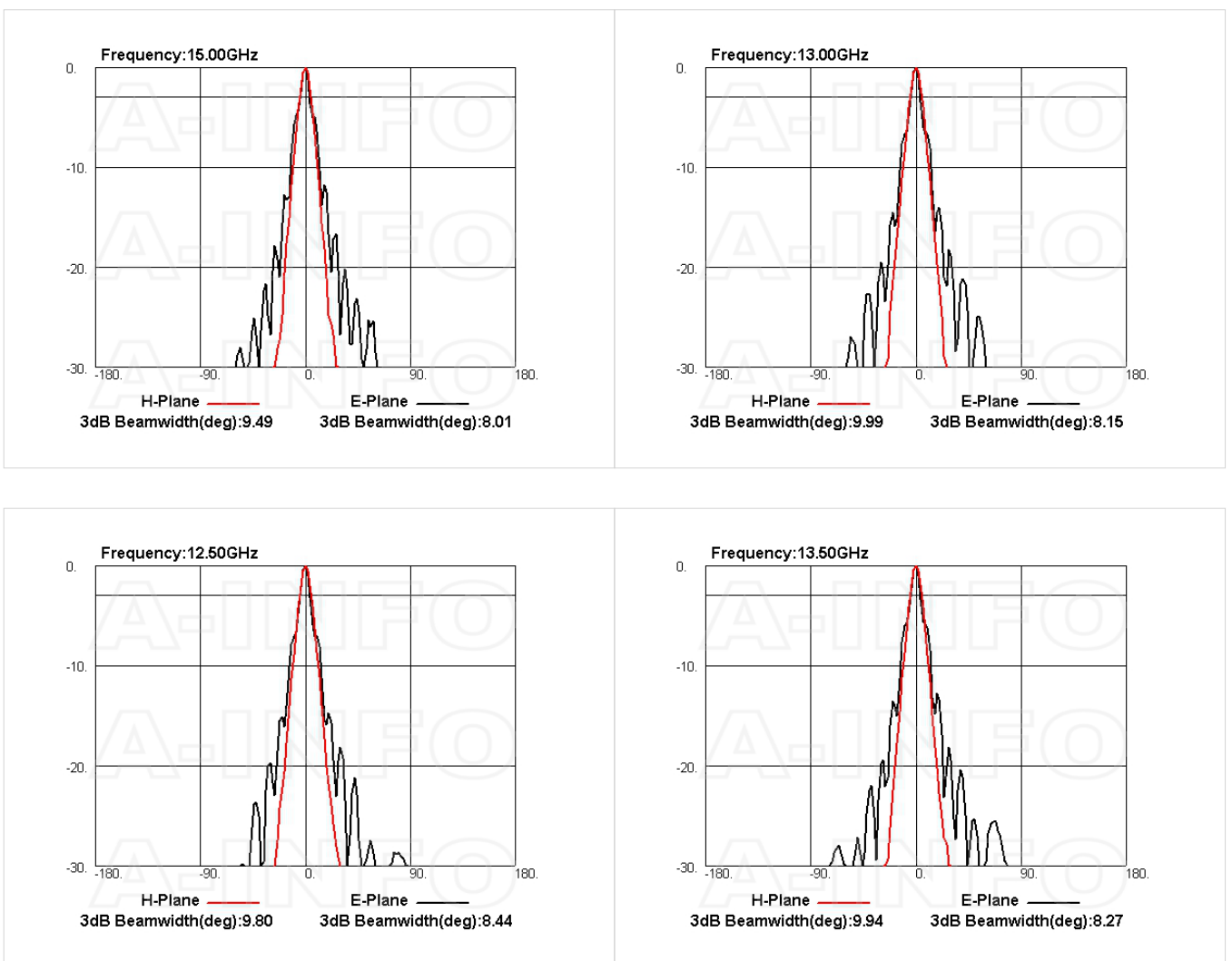
## Cross Polarization Isolation

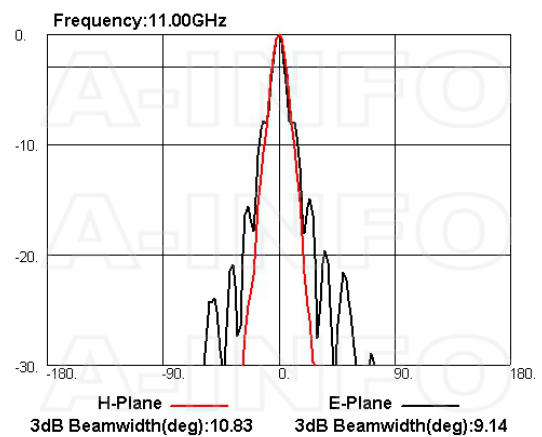
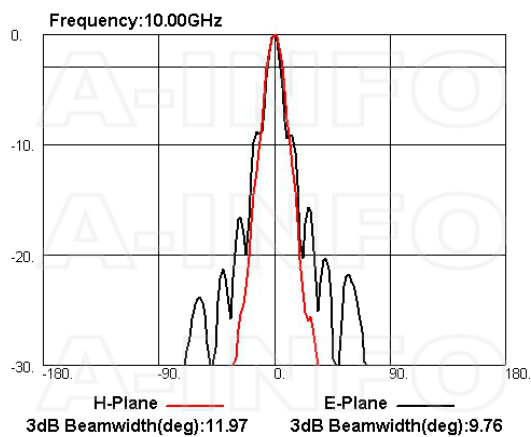
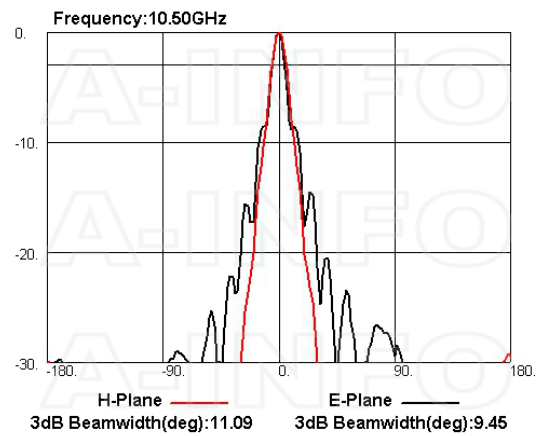
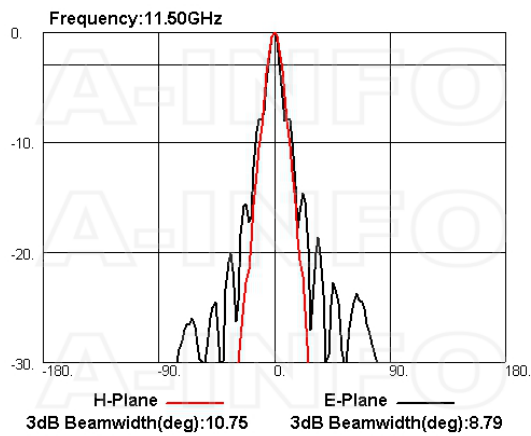
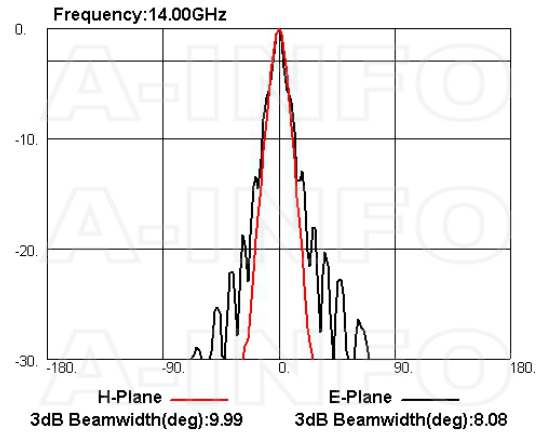
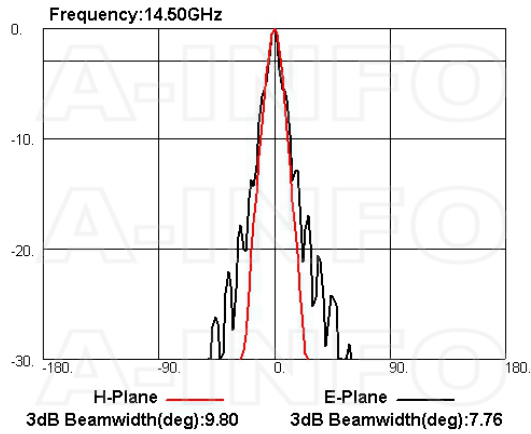


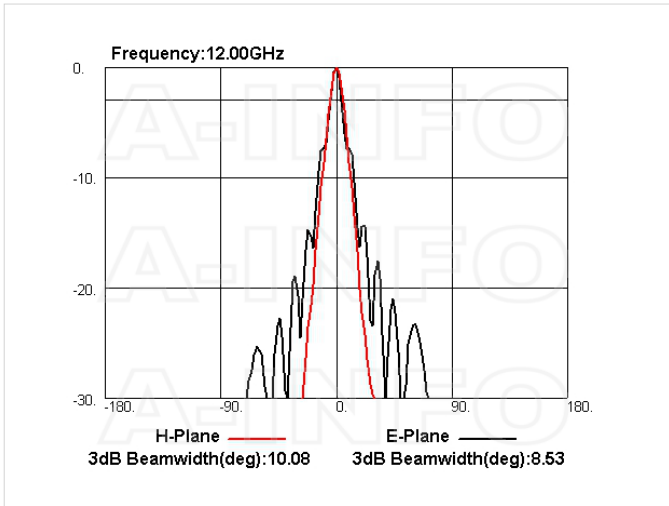
## VSWR



## Pattern







## Related Products



75WCAN Right Angle Rectangular Waveguide to Coaxial Adapter 10-15GHz WR75 to N Type Female



75WCANM Right Angle Rectangular Waveguide to Coaxial Adapter 10-15GHz WR75 to N Type Male



75WCAS Right Angle Rectangular Waveguide to Coaxial Adapter 10-15GHz WR75 to SMA Female



75WCASM Right Angle Rectangular Waveguide to Coaxial Adapter 10-15GHz WR75 to SMA Male



75WCAT Right Angle Rectangular Waveguide to Coaxial Adapter 10-15GHz WR75 to TNC Female



75WCATM Right Angle Rectangular Waveguide to Coaxial Adapter 10-15GHz WR75 to TNC Male



75WCA7 Right Angle Rectangular Waveguide to Coaxial Adapter 10-15GHz WR75 to 7mm



75WCA3.5 Right Angle Rectangular Waveguide to Coaxial Adapter 10-15GHz WR75 to 3.5mm Female



75WCA3.5M Right Angle Rectangular Waveguide to Coaxial Adapter 10-15GHz WR75 to 3.5mm Male



75WCAK Right Angle Rectangular Waveguide to Coaxial Adapter 10-15GHz WR75 to 2.92mm Female



75WCAKM Right Angle Rectangular Waveguide to Coaxial Adapter 10-15GHz WR75 to 2.92mm Male



75WCA2.4 Right Angle Rectangular Waveguide to Coaxial Adapter 10-15GHz WR75 to 2.4mm Female



75WCA2.4M Right Angle Rectangular Waveguide to Coaxial Adapter 10-15GHz WR75 to 2.4mm Male



75WECAN Endlaunch Rectangular Waveguide to Coaxial Adapter 10-15GHz WR75 to N Type Female



75WECAS Endlaunch Rectangular Waveguide to Coaxial Adapter 10-15GHz WR75 to SMA Female



75WECAK Endlaunch Rectangular Waveguide to Coaxial Adapter 10-15GHz WR75 to 2.92mm Female



M4x18 Hex\_Pack WR112- WR51 Flange Assembly Pack


## Similar Products



LB-75-25-A Standard Gain Horn Antenna 10-15GHz 25dB Gain Rectangular Waveguide Interface



LB-75-25-C-SF Standard Gain Horn Antenna 10-15GHz 25dB Gain SMA Female

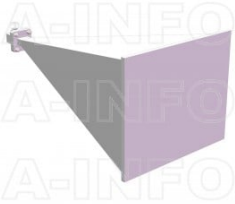


LB-75-25-C-SFSP Standard Gain Horn Antenna 10-15GHz 25dB Gain SMA Female



LB-75-25-C-NF Standard Gain Horn Antenna 10-15GHz 25dB Gain N Type Female

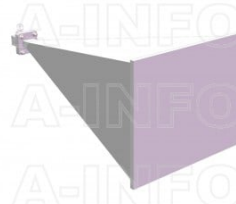




LB-75-25-C-NFSPO Standard Gain Horn Antenna 10-15GHz 25dB Gain N Type Female



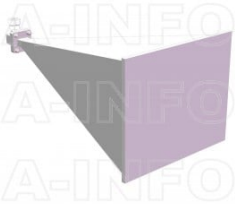
LB-75-25-C-TF Standard Gain Horn Antenna 10-15GHz 25dB Gain TNC Female



LB-75-25-C-TFSPO Standard Gain Horn Antenna 10-15GHz 25dB Gain TNC Female



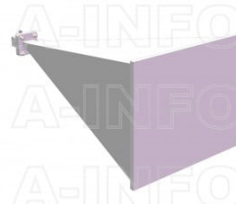
LB-75-25-C-7 Standard Gain Horn Antenna 10-15GHz 25dB Gain 7mm



LB-75-25-C-7SPO Standard Gain Horn Antenna 10-15GHz 25dB Gain 7mm



LB-75-25-C-3.5F Standard Gain Horn Antenna 10-15GHz 25dB Gain 3.5mm Female



LB-75-25-C-3.5FSPO Standard Gain Horn Antenna 10-15GHz 25dB Gain 3.5mm Female

### About this Datasheet

<ul style="list-style-type: none"> <li>● <b>Product Information</b> Product Link: <a href="https://www.ainfoinc.com/lb-75-25-aspo-standard-gain-horn-antenna-10-15-ghz-25db-gain-fbp120">https://www.ainfoinc.com/lb-75-25-aspo-standard-gain-horn-antenna-10-15-ghz-25db-gain-fbp120</a> Data subject to change without notice. © A-INFO INC. 2023. All Rights Reserved</li> </ul>	<ul style="list-style-type: none"> <li>● <b>Contact Us</b> Address:dd 60 Tesla, Irvine, CA 92618, USA  Website: <a href="http://www.ainfoinc.com">www.ainfoinc.com</a>  Email: <a href="mailto:sales@ainfoinc.com">sales@ainfoinc.com</a></li> </ul>	<ul style="list-style-type: none"> <li>● <b>Phone &amp; Fax</b> Phone: +1-949-639-9688 +1-949-639-9608  Fax: +1-949-639-9670</li> </ul>
---	--	---